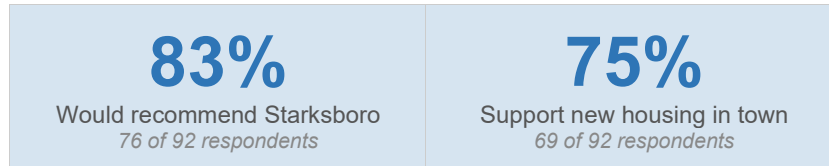


Starksboro Municipal Planning Survey 2026

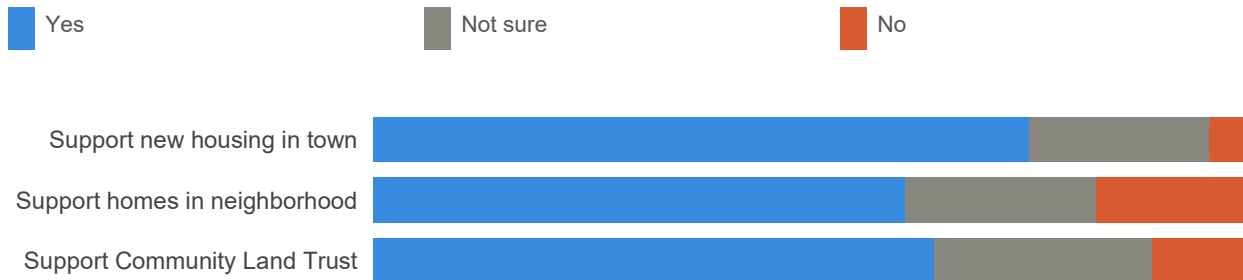
Survey Results Summary — 92 Respondents

KEY HIGHLIGHTS



HOUSING OPINIONS

Residents are broadly supportive of new housing, though support is somewhat lower when asked specifically about new homes in their immediate neighborhood. Community Land Trust support is also strong.



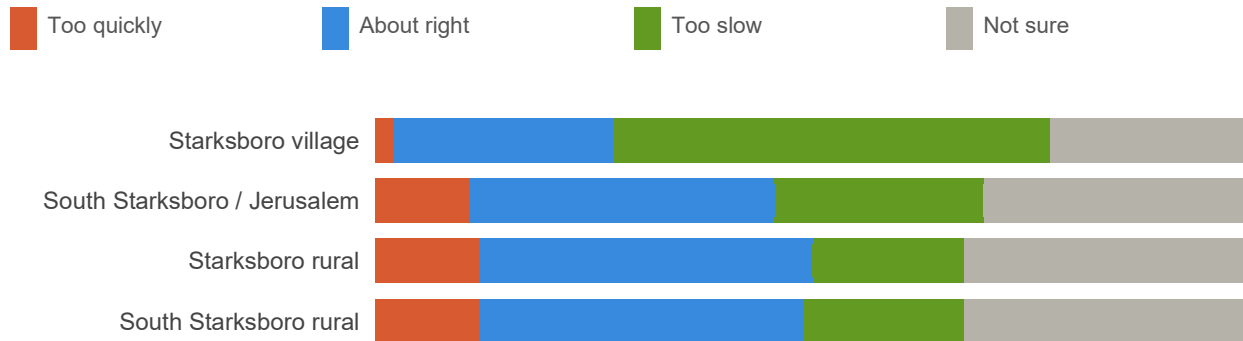
TOWN PLAN FOCUS PRIORITIES

Respondents ranked which sections of the Town Plan are most important to update. Lower average score = higher priority.

Area	Avg. Priority Score	Priority Rank
Housing	1.24	#1 (Highest)
Land Use	1.32	#2
Natural Resources	1.43	#3
Community Facilities & Services	1.53	#4
Economic Development	1.64	#5
Recreation	1.84	#6
Energy	1.90	#7
Transportation	2.00	#8

RESIDENTIAL DEVELOPMENT PACE

Residents were asked whether residential development is progressing too quickly, too slowly, or at about the right pace in different areas.



Notable: 50% of respondents believe the Starksboro village area is developing too slowly, compared to just 2% who say too quickly.

COMMERCIAL & CIVIC NEEDS

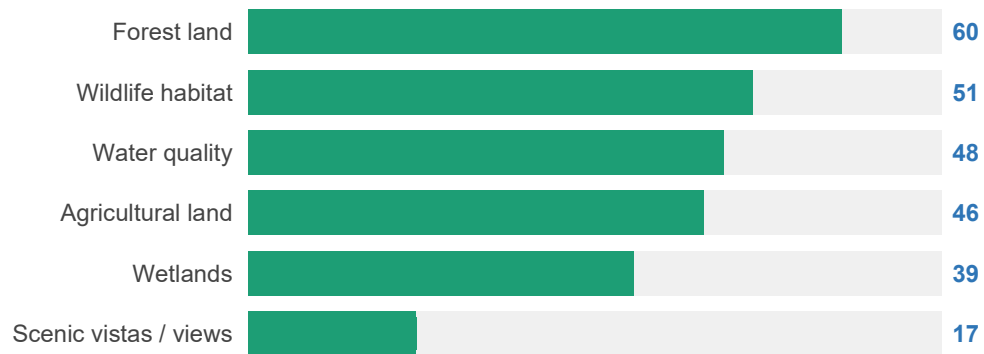
Respondents indicated whether Starksboro needs more, less, or is fine with current levels of various commercial and civic uses.

Use Type	More	Ok as is	Too much	Not sure
Recreation trails	49	37	0	3
Retail stores	46	37	0	6
Restaurants	38	35	2	14
Agriculture / Forestry	36	46	3	4
Outdoor community spaces	26	56	2	2
Entertainment	23	51	1	12
Industry / Manufacturing	23	47	4	12
Recreation fields	21	58	3	5
Office space	16	48	1	21
Short-term rentals	11	39	21	17

Short-term rentals stand out as the only category where a notable share (21 respondents) say there is already too much.

NATURAL RESOURCE PRIORITIES

Respondents selected up to three natural resources they want the town to focus on over the next 5–10 years.



RECREATION OPPORTUNITIES

Respondents selected all recreation types they would like to see more of in Starksboro.

